

Emergency Stop & Push Button Control Stations – 22mm

EMERGENCY STOP & PUSH BUTTON



1DE.02.01AG



2DE.02.01AG

REGISTERED DESIGN

“EM STOP”
According to EN418
IP56/66

EMERGENCY STOP & PUSH BUTTONS



1DE.03.01AG



2DE.03.01AG



1DE.02.01AB



2DE.02.01AB



1DE.03.01AB



2DE.03.01AB

DPB22-RF CONTROL STATIONS

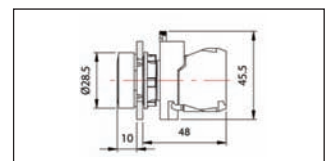
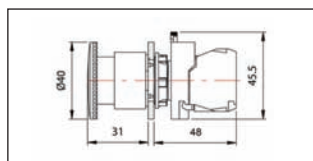
Non-illuminated push button control station with reset red mushroom head (40Ø) and a green flush head, contact blocks 1x N.O. and 1x N.C., choice of base depths and colours.

- Complies with EN418
- Standard Base (DE01S): H80 x W73 x D53mm suitable for 2x contact blocks per switch
- Deep Base (DE01D): H80 x W73 x D78mm suitable for 4x contact blocks per switch
- Materials: Flame retardant ABS UL94-HB (A) or Polycarbonate UL94-V0 (P)
- Colours – Base: Black (B) or grey (G)
Cover With Switch: Yellow (Y)
- Sealed up to IP56
- Complete with 2x M20 threaded and 1x M20 non-threaded cable entry knockouts
- Snap-on flange and din rail brackets, optional
- With black on silver “EM. STOP and START” function legend

DPB22-RFF CONTROL STATIONS

Non-illuminated push button control station with reset red mushroom head (40Ø) and two green flush heads, contact blocks 1x N.O. and 1x N.C., choice of base depths and colours.


- Complies with EN418
- Standard Base (DE01S): H80 x W73 x D53mm suitable for 2x contact blocks per switch
- Deep Base (DE01D): H80 x W73 x D78mm suitable for 4x contact blocks per switch
- Materials: Flame retardant ABS UL94-HB (A) or Polycarbonate UL94-V0 (P)
- Colours – Base: Black (B) or grey (G)
Cover With Switch: Yellow (Y)
- Sealed up to IP56
- Complete with 2x M20 threaded and 1x M20 non-threaded cable entry knockouts
- Snap-on flange and din rail brackets, optional
- With black on silver “EM. STOP, UP and DOWN” function legend



NEW SNAP-ON* Flange & DIN Rail Brackets



*REGISTERED DESIGN



DE01S-A-GB-1-PB22-L with optional flange brackets



DE01S-A-YG-1-PB22-R with optional DIN rail brackets

REGISTERED DESIGN

This unique range of robust, sealed control stations have been specially designed and manufactured for use in the electrical and electronic engineering markets.

MAIN FEATURES

- Enclosure sealed up to IP67
- Unique snap-on DIN rail and flange brackets
- Dust and waterproof for short-term submersion with integrated moulded seals
- Enclosure available in three flame retardant materials: Polycarbonate – UL94-V0 for improved resistance to shock, ABS – UL94-HB and ABS – UL94-V0
- 2x threaded M20 cable entry and knockout – premoulded area that can be pushed out for use with M20 size male cable gland
- Additional non-threaded M20 knockout on base
- Captive plastic screws to lid fixing for corrosion resistant, increase torque and insulation
- Elongated integral chassis fixing holes retaining IP rating
- Common threaded hole mounts cover to base and base to chassis
- Accepts both “D” and location lug for push button barrels
- Selector and key switches can be mounted centre or at 90°
- PCB mounting posts and slots as standard
- 2x PCB mounting location studs
- 8-22x vertical PCB mounting slots, as standard
- 4-8x self-tapping screw fixings for mounting PCB
- 10 sizes available accepting 1 to 6 push button switches
- All bases available in two depths, 53mm and 78mm

- Standard base with only 47mm internal depth measurement
- Standard base suitable for 2x contact blocks per switch
- Deep base suitable for 4x contact blocks per switch

MOUNTING OPTIONS

- 4x elongated integral mounting holes
- Snap-on chassis mounting flange
- Snap-on DIN rail mounting brackets

COLOURS

- Base: Black (B) or grey (G)
- Cover: Black (B), grey (G) or yellow (Y)

ACCESSORIES

- Wall mounting brackets
- Combi foot - TS32 and TS35 DIN rail mounting clip
- M20 cable glands for use in knock-outs
- Component mounting bracket

SWITCH MATERIALS

- Body:** PA66 + 15%GF-VO
- Illuminated types Polycarb VO
 - Lever types POM polyacetal
 - Push button types PA66 V2
 - Contact block bracket PA66 V2 + 15%gf
 - Contact Block PA66 VO
 - Contact block plunger PA66 VO + 15%gf
 - Rubber boot silicone rubber
 - Push/pull button PA66 V2
 - Panel seal PVC
 - Panel nut PA66 V2 + 15%gf
 - Key brass, nickel plate
 - Legend holder PA66 V2
 - Legend PP

Contacts:

- Copper alloy/nickel silver
- AgCdO silver, gold plated
- Bifurcated serrated

Screw & Clamp:

- Steel, nickel plated
- M3.5 captive steel, chrome plate

Splash Proof Cover: Silicone rubber

Keys: Brass, nickel plated, 2 supplied

Electrical Properties:

Switch Rating:

| | |
|---------------------------------|------|
| AC12 Resistive Load 220-240V... | 3A |
| 380-415V... | 1.5A |
| AC15 Electromagnetic Loads... | 3A |
| 380-415V... | 1.5A |

Electrical Life (operations):

500,000 at full load

Mechanical Life (operations): 1,000,000

Contact Resistance (new): Less than 30mΩ

Insulation Resistance:

Above 100MΩ @500Vdc

Dielectric Strength:

| | | |
|--|------|------|
| Across open contacts: | >1KV | >2KV |
| Between poles: | >3KV | >3KV |
| Between live parts and accessible metal: | >4KV | >5KV |
| Contact Gap: | >3mm | |

Termination: Screw and clamp

Max. Wire size (per terminal):

- 1x 0.5 – 2.5mm² or
- 2 x 1mm² each side of screw
- 2 x 1.5mm² dia max. multi strand (2 wires per clamp)

Physical Properties:

Operating Temp. (min./max.):

-10° + 65° in house

Storage Temp. (1 year): -20°/+60°C

Mechanical Properties:

Panel hole size: 22.5 diameter round with 3.2 dia. keyway

For types R (Emergency Stop - Reset):

40N (with 1 module) to EN418

Sealing: Ingress Rating (IPxx)

Switch: IP66

IP66 types F, L, E, palm

IP65 types push/pull

IP56 types K, S, L, R, M

IP56 D

Switch to panel (22mm): IP66

Splash proof cover, round: IP67 for

Types F, E, L

Splash proof cover, rectangular: IP67 for

Type D

Illumination:

Bayonet BA9s LED – Voltages: 6/24V, 100/120 – 220/240V 380/415V, ac/dc

Bayonet 9mm – Voltages: + 380-415 VAC

Life: 100,000 hours

Product Marking:

Terminal Numbers:

1 & 2 – On Contact Block, CB-01, N.O.

3 & 4 – On Contact Block, CB-10, N.C.