

## Selector Switch Control Stations – 22mm

### SELECTOR SWITCH – STANDARD LEVER



1DE.01.08AB

2DE.01.08AB

### SELECTOR SWITCH WITH KEY



1DE.01.09AG

2DE.01.09AG

**REGISTERED DESIGN**



1DE.01.08AG



2DE.01.08AB



1DE.01.09AB



2DE.01.09AB

### DSS22-S2 CONTROL STATIONS

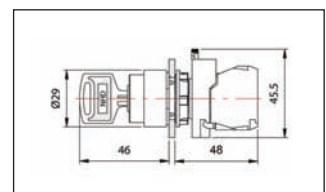

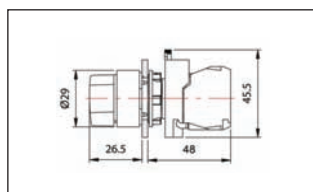
Non-illuminated standard lever selector switch control station, normal shaft, two positions, contact blocks 1x N.O. and 1x N.C., choice of base depths and colours.

- Standard Base (DE01S): H80 x W73 x D53mm suitable for 2x contact blocks per switch
- Deep Base (DE01D): H80 x W73 x D78mm suitable for 4x contact blocks per switch
- Materials: Flame retardant ABS UL94-HB (A) or Polycarbonate UL94-V0 (P)
- Colours – Base: Black (B) or grey (G)  
Cover With Switch: Grey (G)
- Sealed up to IP56
- Complete with 2x M20 threaded and 1x M20 non-threaded cable entry knockouts
- Snap-on flange and din rail brackets, optional
- With black on silver "O I" function legend

### DSS22-K2 CONTROL STATIONS

Non-illuminated selector switch control station with a two position key, contact blocks 1x N.O. and 1x N.C., choice of base depths and colours.

- Standard Base (DE01S): H80 x W73 x D53mm suitable for 2x contact blocks per switch
- Deep Base (DE01D): H80 x W73 x D78mm suitable for 4x contact blocks per switch
- Materials: Flame retardant ABS UL94-HB (A) or Polycarbonate UL94-V0 (P)
- Colours – Base: Black (B) or grey (G)  
Cover With Switch: Grey (G)
- Sealed up to IP56
- Complete with 2x M20 threaded and 1x M20 non-threaded cable entry knockouts
- Snap-on flange and din rail brackets, optional
- With black on silver "O I" function legend



### NEW SNAP-ON\* Flange & DIN Rail Brackets



\*REGISTERED DESIGN



DE01S-A-GB-1-PB22-L with optional flange brackets



DE01S-A-YG-1-PB22-R with optional DIN rail brackets

**REGISTERED DESIGN**

This unique range of robust, sealed control stations have been specially designed and manufactured for use in the electrical and electronic engineering markets.

## MAIN FEATURES

- Enclosure sealed up to IP67
- Unique snap-on DIN rail and flange brackets
- Dust and waterproof for short-term submersion with integrated moulded seals
- Enclosure available in three flame retardant materials: Polycarbonate – UL94-V0 for improved resistance to shock, ABS – UL94-HB and ABS – UL94-V0
- 2x threaded M20 cable entry and knockout – premoulded area that can be pushed out for use with M20 size male cable gland
- Additional non-threaded M20 knockout on base
- Captive plastic screws to lid fixing for corrosion resistant, increase torque and insulation
- Elongated integral chassis fixing holes retaining IP rating
- Common threaded hole mounts cover to base and base to chassis
- Accepts both "D" and location lug for push button barrels
- Selector and key switches can be mounted centre or at 90°
- PCB mounting posts and slots as standard
- 2x PCB mounting location studs
- 8-22x vertical PCB mounting slots, as standard
- 4-8x self-tapping screw fixings for mounting PCB
- 10 sizes available accepting 1 to 6 push button switches
- All bases available in two depths, 53mm and 78mm

- Standard base with only 47mm internal depth measurement
- Standard base suitable for 2x contact blocks per switch
- Deep base suitable for 4x contact blocks per switch

## MOUNTING OPTIONS

- 4x elongated integral mounting holes
- Snap-on chassis mounting flange
- Snap-on DIN rail mounting brackets

## COLOURS

- Base: Black (B) or grey (G)
- Cover: Black (B), grey (G) or yellow (Y)

## ACCESSORIES

- Wall mounting brackets
- Combi foot - TS32 and TS35 DIN rail mounting clip
- M20 cable glands for use in knock-outs
- Component mounting bracket

## SWITCH MATERIALS

- Body:** PA66 + 15%GF-VO
- Illuminated types Polycarb VO
  - Lever types POM polyacetal
  - Push button types PA66 V2
  - Contact block bracket PA66 V2 + 15%gf
  - Contact Block PA66 VO
  - Contact block plunger PA66 VO + 15%gf
  - Rubber boot silicone rubber
  - Push/pull button PA66 V2
  - Panel seal PVC
  - Panel nut PA66 V2 + 15%gf
  - Key brass, nickel plate
  - Legend holder PA66 V2
  - Legend PP

## Contacts:

- Copper alloy/nickel silver
- AgCdO silver, gold plated
- Bifurcated serrated

## Screw & Clamp:

- Steel, nickel plated
- M3.5 captive steel, chrome plate

**Splash Proof Cover:** Silicone rubber

**Keys:** Brass, nickel plated, 2 supplied

## Electrical Properties:

Switch Rating:

AC12 Resistive Load 220-240V...	3A
380-415V...	1.5A
AC15 Electromagnetic Loads...	3A
380-415V...	1.5A

Electrical Life (operations):

500,000 at full load

Mechanical Life (operations): 1,000,000

Contact Resistance (new): Less than 30mΩ

Insulation Resistance:

Above 100MΩ @500Vdc

Dielectric Strength:

Across open contacts:	>1KV	>2KV
Between poles:	>3KV	>3KV
Between live parts and accessible metal:	>4KV	>5KV
Contact Gap:	>3mm	

Termination: Screw and clamp

Max. Wire size (per terminal):

- 1x 0.5 – 2.5mm<sup>2</sup> or
- 2 x 1mm<sup>2</sup> each side of screw
- 2 x 1.5mm<sup>2</sup> dia max. multi strand (2 wires per clamp)

## Physical Properties:

Operating Temp. (min./max.):

-10° + 65° in house

Storage Temp. (1 year): -20°/+60°C

## Mechanical Properties:

Panel hole size: 22.5 diameter round with 3.2 dia. keyway

For types R (Emergency Stop - Reset):

40N (with 1 module) to EN418

**Sealing:** Ingress Rating (IPxx)

Switch: IP66

IP66 types F, L, E, palm

IP65 types push/pull

IP56 types K, S, L, R, M

IP56 D

Switch to panel (22mm): IP66

Splash proof cover, round: IP67 for

Types F, E, L

Splash proof cover, rectangular: IP67 for

Type D

## Illumination:

Bayonet BA9s LED – Voltages: 6/24V, 100/120 – 220/240V 380/415V, ac/dc

Bayonet 9mm – Voltages: + 380-415 VAC

Life: 100,000 hours

## Product Marking:

Terminal Numbers:

1 & 2 – On Contact Block, CB-01, N.O.

3 & 4 – On Contact Block, CB-10, N.C.