








# FV273 S B

**Screw-to-Tab  
Terminal Block  
snap-in fixing system  
(3 - 6 poles)**

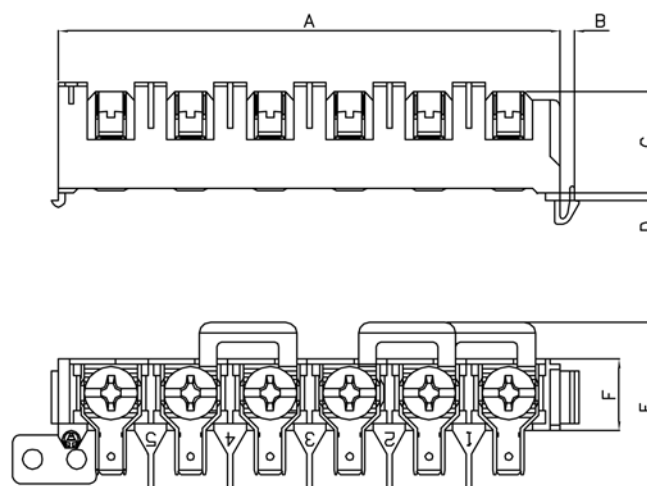


## TECHNICAL DATA

	IEC Standards			American Standards			
		A	B	C	D	E	F
<b>Versions / Dimensions</b> mm (inches)	<b>3 poles</b>	59.8 (2.354)	3 (0.13)	23 (0.906)	1.7 (0.067)	38.5 (1.516)	16.2 (0.638)
	<b>6 poles</b>	114 (4.47)	3 (0.13)	23 (0.906)	1.7 (0.067)	38.5 (1.516)	16.2 (0.638)
<b>Ratings</b>	450V - 41A			600V - 40A			
<b>Wire size</b>	6.0 sqmm			22 ÷ 8 AWG			
<b>Working Temperature</b>	- 5 ÷ 150°C (short time 180°C)			23 ÷ 239°F			
<b>Plastic Material</b>	Polyamide PA6.6 glass filled brown colour, UL94 V0, GWT 960°C						
<b>Metal Parts</b>	M6 zinc plated steel screw; 6.3 x 0.8 zinc plated steel tab insert; Shunt insert and other parts made in zinc plated steel						
<b>Marking</b>	<b>3 poles:</b> L - N -  <b>6 poles:</b> 1 ÷ 5 - 						

Approvals	File Nr.	Ratings (sqmm/AWG - V - A - T)	Standard References
	E 9911	6.0 sqmm - 450V - 41A (screw) / / 20A (tab) - 150°C	EN 60998-1; EN 60998-2-1; EN 61210
	119799	6.0 sqmm - 450V - 41A (screw) / / 20A (tab) - 150°C	DIN EN 60998-1; DIN EN 60998-2-1; DIN EN 61210 (VDE 0613)
		<b>Approval pending</b>	

DIMENSIONAL  
DRAWING





# FV273 S B

## TECHNICAL DATA

PACKAGING				
Type	P-N	Pack.	Dim. Pack. (LxHxP)	Weight (Kg)
FV 273S B/3 P	300636	400	40x20x40	13.3
FV 273S B/6 P	300637	250	40x20x40	16.2

